

**Official Recapitulation
Primary Election**

Votes cast in the County of Lauderdale,
Mississippi on the 13th day of March 2012.

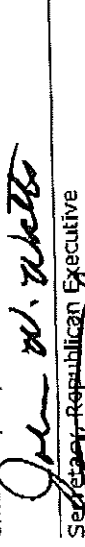
The Republican Election Commission will prepare three (3) Official Recapitulation Sheets containing the vote of the entire county by precinct. They will forward one copy to Delbert Hosemann, Secretary of State, 401 MISSISSIPPI ST. JACKSON MS 39201, file one copy with the State Executive Committee, file one copy with the Circuit Clerk of the County and keep the third copy for their records.


We, the undersigned Republican Election Commission, hereby certify that the foregoing is a true and complete recapitulation and statement of the results of a Primary Election held on the 13th day of March 2012, in the County of Lauderdale, Mississippi, and that the foregoing correctly shows the votes cast for each person and for the office set opposite the respective names at said election.


In testimony whereof, witness our hands this 19 day of March 2012.

The County of Lauderdale, Mississippi.


Chairman, Republican Executive


Secretary, Republican Executive


Member, Republican Executive Committee



**Official Recapitulation
Presidential Primary 2012**

The Republican Election Commission will prepare three (3) Official Recapitulation Sheets containing the vote of the entire county by precinct. They will forward one copy to Delbert Hosemann, Secretary of State, 401 MISSISSIPPI ST. JACKSON MS 39201, file one copy with the State Executive Committee, file one copy with the Circuit Clerk of the County and keep the third copy for their records.

		Names of Election Precincts										
		101 - One	105 - Five	126 - Andrews Chapel	127 - Bailey	242 - Marion	146 - New Lauderdale	159 - Prospect	175 - West Dalewood	202 - Two	204 - Four	206 - Six
United States-President												
Michelle Bachmann	Republican	2	0	0	0	0	1	0	0	0	0	1
Newt Gingrich	Republican	153	132	73	111	19	125	53	25	22	5	27
Jon Huntsman	Republican	1	1	0	0	0	0	0	0	1	0	0
Gary Johnson	Republican	0	0	0	0	1	0	0	0	0	0	0
Ron Paul	Republican	38	11	17	19	3	31	3	3	1	0	1
Rick Perry	Republican	2	2	0	0	1	5	1	0	0	0	0
Mitt Romney	Republican	232	259	78	128	28	178	49	22	40	13	25
Rick Santorum	Republican	189	110	94	163	31	174	53	20	24	11	43
United States-Senate												
E. Allen Hathcock	Republican	12	4	4	9	5	11	2	2	3	0	8
Robert Maloney	Republican	17	14	12	16	9	27	6	1	5	5	4
Roger F. Wicker	Republican	571	491	243	385	67	462	146	66	75	24	84
US House Of Rep 03-3rd Congressional District												
Robert J. Allen	Republican	30	23	15	21	12	28	8	2	3	3	8
Gregg Harper	Republican	572	476	246	384	69	468	148	67	81	25	86

Official Recapitulation Presidential Primary 2012		The Republican Election Commission will prepare three (3) Official Recapitulation Sheets containing the vote of the entire county by precinct. They will forward one copy to Delbert Hosemann, Secretary of State, 401 MISSISSIPPI ST. JACKSON MS 39201, file one copy with the State Executive Committee, file one copy with the Circuit Clerk of the County and keep the third copy for their records.										
Names of Election Precincts		214 - Fourteen	235 - Daleville	237 - East Lauderdale	238 - East Marion	240 - Kewanee	254 - Russell	262 - Tomnuba	282 - Center Ridge	303 - Three	313 - Thirteen	329 - Center Hill
United States-President												
Michele Bachmann	Republican	0	0	1	0	0	0	1	0	0	1	1
Newt Gingrich	Republican	6	16	105	15	26	62	24	2	34	146	77
Jon Huntsman	Republican	0	0	0	0	0	0	0	0	0	0	0
Gary Johnson	Republican	0	0	1	0	0	0	0	0	1	1	0
Ron Paul	Republican	1	1	6	3	2	4	0	1	8	8	16
Rick Perry	Republican	0	0	3	0	0	0	1	0	0	1	1
Mitt Romney	Republican	10	7	101	23	12	58	30	1	42	147	65
Rick Santorum	Republican	8	18	86	35	16	76	34	2	54	170	130
United States-Senate												
E. Allen Hartcock	Republican	1	3	7	0	1	3	1	0	2	2	5
Robert Maloney	Republican	2	4	17	3	9	5	4	0	8	12	12
Roger F. Wicker	Republican	22	33	267	69	48	192	85	6	128	454	267
US House Of Rep 03-3rd Congressional District												
Robert J. Allen	Republican	2	3	22	3	4	10	4	0	5	18	16
Gregg Harper	Republican	22	38	271	71	53	189	85	6	134	449	264

<p>Official Recapitulation Presidential Primary 2012</p>		<p>The Republican Election Commission will prepare three (3) Official Recapitulation Sheets containing the vote of the entire county by precinct. They will forward one copy to Delbert Hosemann, Secretary of State, 401 MISSISSIPPI ST. JACKSON MS 39201, file one copy with the State Executive Committee, file one copy with the Circuit Clerk of the County and keep the third copy for their records.</p>											
<p>Votes cast in the County of Lauderdale, Mississippi on the 13th day of March 2012</p>		<p>Names of Election Precincts</p>											
		031 - Collinsville	343 - Martin	348 - Obadiah	361 - Squalena	366 - West Lauderdale	407 - Seven	408 - Eight	409 - Nine	410 - Ten	411 - Eleven	412 - Twelve	
United States-President													
Michele Bachmann	Republican	0	0	0	2	0	2	0	0	0	0	1	
Newt Gingrich	Republican	146	86	45	169	0	39	46	18	9	2	5	
Jon Huntsman	Republican	0	0	0	1	0	0	0	0	0	0	0	
Gary Johnson	Republican	0	0	0	2	0	0	1	0	0	0	0	
Ron Paul	Republican	22	17	7	14	0	2	2	3	0	0	4	
Rick Perry	Republican	3	1	1	2	0	0	0	0	1	0	0	
Mitt Romney	Republican	105	55	49	152	0	45	32	7	8	0	7	
Rick Santorum	Republican	249	157	66	221	0	37	32	13	5	10	11	
United States-Senate													
E. Allen Hathcock	Republican	10	7	3	15	0	3	3	1	0	0	4	
Robert Maloney	Republican	21	20	15	24	0	3	7	2	0	1	2	
Roger F. Wicker	Republican	486	275	150	511	0	118	100	39	24	11	22	
US House Of Rep 03-3rd Congressional District													
Robert J. Allen	Republican	20	19	10	30	0	7	10	1	0	1	4	
Gregg Harper	Republican	492	284	157	513	0	116	101	41	24	11	22	

Official Recapitulation Presidential Primary 2012		The Republican Election Commission will prepare three (3) Official Recapitulation Sheets containing the vote of the entire county by precinct. They will forward one copy to Delbert Hosemann, Secretary of State, 401 MISSISSIPPI ST. JACKSON MS 39201, file one copy with the State Executive Committee, file one copy with the Circuit Clerk of the County and keep the third copy for their records.										
Votes cast in the County of Lauderdale, Mississippi on the 13th day of March 2012		Names of Election Precincts										
		415 - Fifteen	420 - Twenty	450 - Pickard	455 - Sageville	517 - Seventeen	518 - Eighteen	519 - Nineteen	525 - Almucha	528 - Causeyville	530 - Clarkdale	533 - Culpepper
United States-President												
Michele Bachmann	Republican	0	0	0	0	1	2	0	0	1	1	1
Mervt Gingrich	Republican	2	27	45	13	3	33	20	19	45	30	55
Jon Huntsman	Republican	0	0	0	0	0	0	0	0	0	1	0
Gary Johnson	Republican	0	0	0	0	0	1	0	0	1	0	0
Ron Paul	Republican	0	2	8	2	1	3	5	1	13	8	6
Rick Perry	Republican	0	0	2	0	0	1	0	1	0	1	0
Mitt Romney	Republican	3	40	23	10	10	21	20	7	29	48	39
Rick Santorum	Republican	3	20	50	7	5	30	33	32	48	80	84
United States-Senate												
E. Allen Hathcock	Republican	0	1	1	1	1	2	4	0	3	3	3
Robert Maloney	Republican	0	6	4	1	0	5	3	2	7	9	11
Roger F. Wicker	Republican	8	82	119	30	21	81	69	56	123	202	167
US House Of Rep 03-3rd Congressional District												
Robert J. Allen	Republican	0	5	12	1	2	5	7	1	9	8	6
Gregg Harper	Republican	8	82	113	28	20	82	69	56	125	206	173

<p>Official Recapitulation Presidential Primary 2012</p>		<p>The Republican Election Commission will prepare three (3) Official Recapitulation Sheets containing the vote of the entire county by precinct. They will forward one copy to Delbert Hosemann, Secretary of State, 401 MISSISSIPPI ST. JACKSON MS 39201, file one copy with the State Executive Committee, file one copy with the Circuit Clerk of the County and keep the third copy for their records.</p>									
<p>Votes cast in the County of Lauderdale, Mississippi on the 13th day of March 2012</p>		<p>Names of Election Precincts</p>									
		544 - Mehan	549 - Odom	560 - South Nettleburg	563 - Valley	564 - Vmville	565 - Whynot	567 - Zero	201 - South Russell	568 - Mt Gilead	TOTAL
<p>United States-President</p>											
Michele Bachmann	Republican	0	0	0	0	1	0	1	0	0	21
Newt Gingrich	Republican	49	33	59	15	122	49	105	16	44	2657
Jon Huntsman	Republican	0	0	1	0	1	0	0	0	0	7
Gary Johnson	Republican	0	0	0	0	0	0	1	0	0	10
Ron Paul	Republican	8	1	7	2	15	4	27	1	5	367
Rick Perry	Republican	3	0	0	0	1	3	1	0	0	38
Mitt Romney	Republican	31	20	36	13	88	45	88	14	36	2629
Rick Santorum	Republican	76	32	53	15	97	60	141	23	57	3288
<p>United States-Senate</p>											
E. Allen Hatfield	Republican	3	3	1	2	3	8	5	2	1	178
Robert Malone	Republican	10	5	9	3	20	11	25	5	6	429
Roger F. Wicker	Republican	152	75	145	40	292	138	326	47	132	8226
<p>US House Of Rep 03-3rd Congressional District</p>											
Robert J. Allen	Republican	6	4	7	2	17	6	18	4	5	467
Gregg Harper	Republican	157	81	145	42	303	153	338	49	136	8331