

# PROMOTE *the* VOTE



MY vote is MY voice.

## 2019 Promote the Vote Classroom Guide



Mississippi Public Broadcasting



Mississippi Public Broadcasting

## BEST MOCK ELECTION PRECINCT CONTEST

Teachers are invited to participate in a “Best Mock Election Precinct” competition by posting two photos on social media (Facebook and/or Instagram) and tagging @MPBOnline.

- ✓ Two photos of mock election precinct
- ✓ Tag @MPBOnline on Facebook and/or Instagram
- ✓ Photos must be posted and tagged by October 25, 2019

### 2018 Best Mock Election Precinct Winners





The Secretary of State's Office and  
Mississippi Public Broadcasting present

## 2019 Promote the Vote

MY vote is MY voice.

- ✓ Statewide Mock Election for Governor
- ✓ Best Mock Election Precinct Contest
- ✓ "Proud to be a Mississippian" Art Contest for Grades K - 12
- ✓ "If I were Elected Governor, I Would..." Essay Contest for Grades 6 - 12

For more information, visit [www.sos.ms.gov/PTV](http://www.sos.ms.gov/PTV).

### OCTOBER 1, 2019

Mock Election Voting Begins -  
ballot will be posted online at  
[www.sos.ms.gov/ptv](http://www.sos.ms.gov/ptv).

### OCTOBER 25, 2019

Mock Election Voting Ends -  
tally sheets due back to  
SOS Office by 5 p.m.

Best Mock Election Precinct contest  
entries must be tagged to  
@MPBOnline.

### DECEMBER 6, 2019

All art and essay contest entries  
due back to SOS Office.



Mississippi Public Broadcasting





## 2019 PTV MOCK ELECTION GUIDE

The Promote the Vote (PTV) Mock Election is designed to increase awareness and understanding of the elections and governmental process, to encourage students to get involved in the process, and ultimately, to create a generation of informed voting citizens. This guide is to be used as an additional resource in the classroom in order to conduct a student mock election and other PTV events.

### RULES:

1. The PTV Mock Election is open to all students who attend any Mississippi school or program registered for Promote the Vote.
2. The mock election enables teachers to give students the opportunity to vote in the statewide election for Governor on a ballot similar in format to what will be used in the 2019 General Election. Mock election ballots will be posted at [www.sos.ms.gov/PTV](http://www.sos.ms.gov/PTV).
3. **Students will vote for Governor. Voting opens Tuesday, October 1, 2019. Results must be tallied and received by the Secretary of State's Office no later than 5 p.m. on Friday, October 25, 2019.** The mock election ballot will be posted to the PTV website on October 1. Teachers must total results on the Tally Sheet provided on the Secretary of State's website and transmit their classroom/school vote totals via email, mail, or fax to the Secretary of State's Office to be included in the statewide mock election results. Tally sheets must be received by the Secretary of State's Office no later than 5 p.m. on Friday, October 25.
4. Mock polls should be open at a time convenient to students and the school's schedule.
5. The mock election must be conducted strictly for educational purposes.
6. No student may be charged to participate.
7. No student may be denied the opportunity to vote.
8. The mock election may never be used for political purposes.



### Ideas for having a successful mock election:

- Let the Secretary of State's Office know about your mock election. Email [PTV@sos.ms.gov](mailto:PTV@sos.ms.gov) or call (601) 359-6344. And do not forget to post two photos and tag @MPBOnline!
- Get your local elected officials involved (Election Commissioners, etc.).
- Engage students in role playing to make casting a vote in the mock election as realistic as possible. Assign roles or tasks to students to conduct the mock election.
- Set up a mock polling place and have it staffed like an actual precinct. Elected officials or experienced poll workers may volunteer to serve as poll workers alongside your students.

## Voter Registration for the Mock Election

Explain to students that everyone is required to register to vote before being eligible to cast a ballot on Election Day. Review the requirements to vote in Mississippi with students:

Mississippi law states every U.S. citizen who possesses the following qualifications is eligible to register to vote in Mississippi:

A resident of Mississippi and the county, city, or town for 30 days prior to the election; at least 18 years old (or will be 18 by the date of the next General Election) who is:

- Not declared mentally incompetent by a court
- Not convicted of a disenfranchising crime as defined by Section 241 of the Mississippi Constitution or by Attorney General Opinion, unless pardoned, rights of citizenship restored by the Governor or suffrage rights restored by the Legislature.

Once you are registered, you remain registered until you no longer meet one of the qualifications to vote.

### Information on Voter Registration for teachers of students 17 and 18+ years old

High school juniors and seniors who are or will be 18 years of age before the next election may register to vote. If you are a teacher with students in this age range, please pass out voter registration forms to your class (found on [www.yallvote.sos.ms.gov](http://www.yallvote.sos.ms.gov) or call (601) 359-6344 to request physical copies). Voter registration forms can be mailed to your local Circuit Clerk's Office to complete the registration. Registrants should receive a Voter Registration Card at the address listed on their application. Remind students that the registration card only provides information on where a person goes to cast their ballot and does not count as an acceptable form of photo identification on Election Day.

For more information on voter eligibility and registration, visit [www.yallvote.sos.ms.gov](http://www.yallvote.sos.ms.gov).



### VOTER REGISTRATION ACTIVITY

Idea: If your school is going to participate school-wide in the PTV mock election, have students host a mock voter registration drive during homeroom, lunch, or break time.

- Have students create a voter registration form. As a class, decide what should be included on it. Why are these things important in upholding the eligibility guidelines?
- Have each set of forms organized in alphabetical order by homeroom.
- After each student has created the classroom registration form, ask them to complete the form (for security purposes, please make sure students do not list their entire social security number or birth date on the form) and turn it in.
- Ask your local Election Commission to come speak to your class about the importance of registering to vote and being involved in government.

## Voter ID

Explain that Mississippi voters must present an acceptable form of photo ID when voting at the polls. If anyone does not have an acceptable form of ID (listed below), he or she may contact their local Circuit Clerk's Office and, if they are a registered voter, apply for a free voter identification card. Go over the list of acceptable forms of photo ID. Explain that in an actual election, if someone does not have an acceptable form of photo ID, they can visit the county Circuit Clerk's Office and have an ID made for free to use on Election Day.

In order to vote in the mock election, you can require students to show a photo ID (student photo ID card).

Mississippi law states all Mississippi voters casting a ballot in person at the polls or casting an absentee ballot in the Circuit or Municipal Clerk's office must present one of the following forms of acceptable photo ID:

- A driver's license;
- A photo ID card issued by a branch, department, or entity of the State of Mississippi;
- A United States passport;
- A government employee photo ID card;
- A firearms license;
- A student photo ID issued by an accredited Mississippi university, college, or community/junior college;
- A United States military photo ID;
- A tribal photo ID;
- Any other photo ID issued by any branch, department, agency, or entity of the United States government or any State government; or
- A Mississippi Voter Identification Card.

For more information about Voter ID, visit [www.msvoterid.ms.gov](http://www.msvoterid.ms.gov).



### MOCK ELECTION


Idea: Set up a mock check-in table for students to verify registered voters (students participating in the mock election) in the mock poll book. Have students sign a mock receipt book in order to cast a ballot in the mock election.

- Organize poll books (class or school roster) by grade/homeroom and in alphabetical order so names are easy to find. Separate the poll books so several people can be checked in at a time on Election Day.
- Ask students to use spiral notebooks and create receipt books similar to what you would see in an actual precinct. After the student is verified in the poll book (class or school roster), have the student sign the receipt book before voting.
- The school's art department, student government, drama group, or industrial shop could construct a realistic polling place to be used during the mock election. While actual polling locations are much less festive, encourage students to create a patriotic and exciting environment.
- For mock election purposes, students may use student photo ID cards issued by their respective school or county school district.

## Mock Election Ballot


This year's ballot:

- The mock election ballot will be posted to the PTV website on **Tuesday, October 1, 2019**. Teachers must total results on the Tally Sheet provided on the Secretary of State's website and transmit their classroom/school vote totals via email, mail, or fax to the Secretary of State's Office to be included in the statewide mock election results. Tally sheets must be received by the Secretary of State's Office no later than **5 p.m. on Friday, October 25, 2019**.
- The mock election ballot will be similar in format to what will be used in the 2019 General Election.
- The mock election ballot will have the statewide race for Governor.



### SCHOOLWIDE PARTICIPATION

- We encourage all Mississippi schools to participate in the PTV Mock Election at a school-wide level, rather than offering the opportunity only in specific classrooms or grade levels. Just as increased voter participation is needed in regular elections, all students should be encouraged to participate in the mock election. In doing so, educators will be able to emphasize the importance for all citizens to exercise their right to vote.
- Encourage students to represent all candidates for the election in a mock debate.
- Talk to students about turnout in recent years, especially among millennial voters. Host a discussion about why voter turnout has been low.



2018 Best  
Mock Election  
Precinct  
Participants







MY vote is MY voice.

## 2019 PTV ART CONTEST

“Proud to be a Mississippian”

Please securely tape the entry form to the back of each entry. Maximum paper size is 11” x 17”.

We encourage students to express their patriotism and creativity by designing artwork depicting civic responsibility and voter participation. Students should create an art piece of history, community, industry, people, nature, or any positive idea the student has on being a proud Mississippian.

First, second, and third place winners will be announced in each grade-bracket. Suggested media for drawings are colored pencils, crayons, watercolors, and poster paints. We discourage pastels or charcoal because these are fragile applications and may be harmed in the mailing/judging process. Art must be submitted on 11” x 17” art paper (maximum size; no canvas board, please). Our intent is to preserve the integrity of the student’s artwork.

Please tape the entry form to the back of each entry. Please title and describe each entry on the entry form. The Secretary of State’s Office will only return submitted entries upon request of the teacher once the office is finished with the art.

### ART CONTEST JUDGING PROCESS

- Students’ names and schools will be kept secret from the judges.
- Submissions not conforming to the Art Contest Official Rules will be ineligible for competition.
- Submissions will be judged for content, originality, and artistic merit.
- A panel of judges will be selected by the Secretary of State’s Office.
- First, second, and third place winners will be selected for each grade-bracket.

### ART CONTEST OFFICIAL RULES

1. All entries must be delivered to the Secretary of State’s Office or postmarked by Friday, December 6, 2019.
2. Entries may be mailed to Promote the Vote Art Contest, Post Office Box 136, Jackson, MS 39205. Hand deliveries should come to the first floor receptionist at 401 Mississippi Street, Jackson.
3. Contestants must be enrolled in Kindergarten through Grade 12. Designate grade level on entry form.
4. All entries must be the original artwork by the student.
5. Artwork must be submitted on sturdy 11” x 17” art paper (maximum size).
6. The contestant’s name must NOT appear on the front of the artwork.
7. Only one entry per contest is allowed per contestant. Students may enter multiple contests.
8. The participant submitting the entry must be a student in a class or school registered for Promote the Vote 2019.
9. Each piece of artwork must be accompanied by the art entry application.







MY vote is MY voice.

2019 PTV ART CONTEST ENTRY FORM

“Proud to be a Mississippian”

Please securely tape this form to the back of the entry. Maximum paper size is 11” x 17”. Using blue or black ink, fill out all information on below.

Check one:

- Grades K–2
Grades 3–5
Grades 6–8
Grades 9-12

STUDENT NAME:
AGE: GRADE:
SCHOOL:
TEACHER (Full Name of Student’s Teacher):
TEACHER EMAIL:
TEACHER TELEPHONE:
SCHOOL DISTRICT:

TITLE OF ARTWORK:

DESCRIPTION OF ART:

All signatures are required for submission. Failure to provide all required signatures will result in disqualification.

I hereby certify this entry has been selected for inclusion in the Promote the Vote Art Contest.

School/Program Coordinator Signature

I hereby certify this entry can be displayed publicly and published via the MS SOS Promote the Vote website or other media.

School/Program Coordinator Signature

Parent/Guardian Signature

I hereby certify this contest entry is original and was completed by myself.

Student Signature





MY vote is MY voice.

2019 PTV ESSAY CONTEST

“If I were Elected Governor, I Would...”

Please securely tape the entry form to the back of each essay.

The essay contest provides students with a chance to express their views on important issues facing the State of Mississippi and our Nation. Students are asked to write an essay about what they would accomplish if elected as Governor of Mississippi.

Students should identify what they consider to be one of the top issues facing our State in the next four years and write an essay (approximately 250-words, not to exceed 500-words) describing the problem or issue and outline a proposal for how they would tackle the issue as Governor, working with other elected officials.

First, second, and third place winners will be announced in each grade-bracket.

The Secretary of State’s Office will not return submitted entries. Please keep a copy for the student’s records.

### ESSAY CONTEST JUDGING PROCESS

- Students’ names and schools will be kept secret from the judges.
- Entries not conforming to the Essay Contest Official Rules will be ineligible for competition.
- Entries will be judged for content, original thought, power of expression, writing style, and grammar.
- A panel of judges will be selected by the Secretary of State’s Office.

### ESSAY CONTEST OFFICIAL RULES

1. All entries must be delivered to the Secretary of State’s Office or postmarked by Friday, December 6, 2019.
2. Entries may be mailed to Promote the Vote Essay Contest, Post Office Box 136, Jackson, MS 39205. Hand deliveries should come to the first floor receptionist at 401 Mississippi Street, Jackson.
3. Entries must be typed, single-spaced, on 8.5” x 11” (letter size) paper and multiple pages should be paper clipped rather than stapled.
4. Contestants must be in Grades 6 through 12 in a class or school registered for Promote the Vote 2019.
5. The entry must be the original thought and composition of the contestant alone.
6. Direct quotations from sources must be properly attributed.
7. Only one entry per contest may be submitted by each contestant. Students may enter multiple contests.
8. Each entry must be accompanied by the entry application.
9. Failure to comply with any rule will result in disqualification.





MY vote is MY voice.

2019 PTV ESSAY CONTEST ENTRY FORM

“If I were Elected Governor, I Would...”

Please securely tape this form to the back of the entry. Using blue or black ink, fill out all information on below.

Check one:

- Grades 6-8
Grades 9-10
Grades 11-12

STUDENT NAME:
AGE: GRADE:
SCHOOL:
TEACHER (Full Name of Student’s Teacher):
TEACHER EMAIL:
TEACHER TELEPHONE:
SCHOOL DISTRICT:

TITLE OF SUBJECT:

DESCRIPTION OF SUBJECT:

All signatures are required for submission. Failure to provide all required signatures will result in disqualification.

I hereby certify this entry has been selected for inclusion in the Promote the Vote Essay Contest.

School/Program Coordinator Signature

I hereby certify this entry can be displayed publicly and published via the MS SOS Promote the Vote website or other media.

School/Program Coordinator Signature

Parent/Guardian Signature

I hereby certify this contest entry is original and was completed by myself.

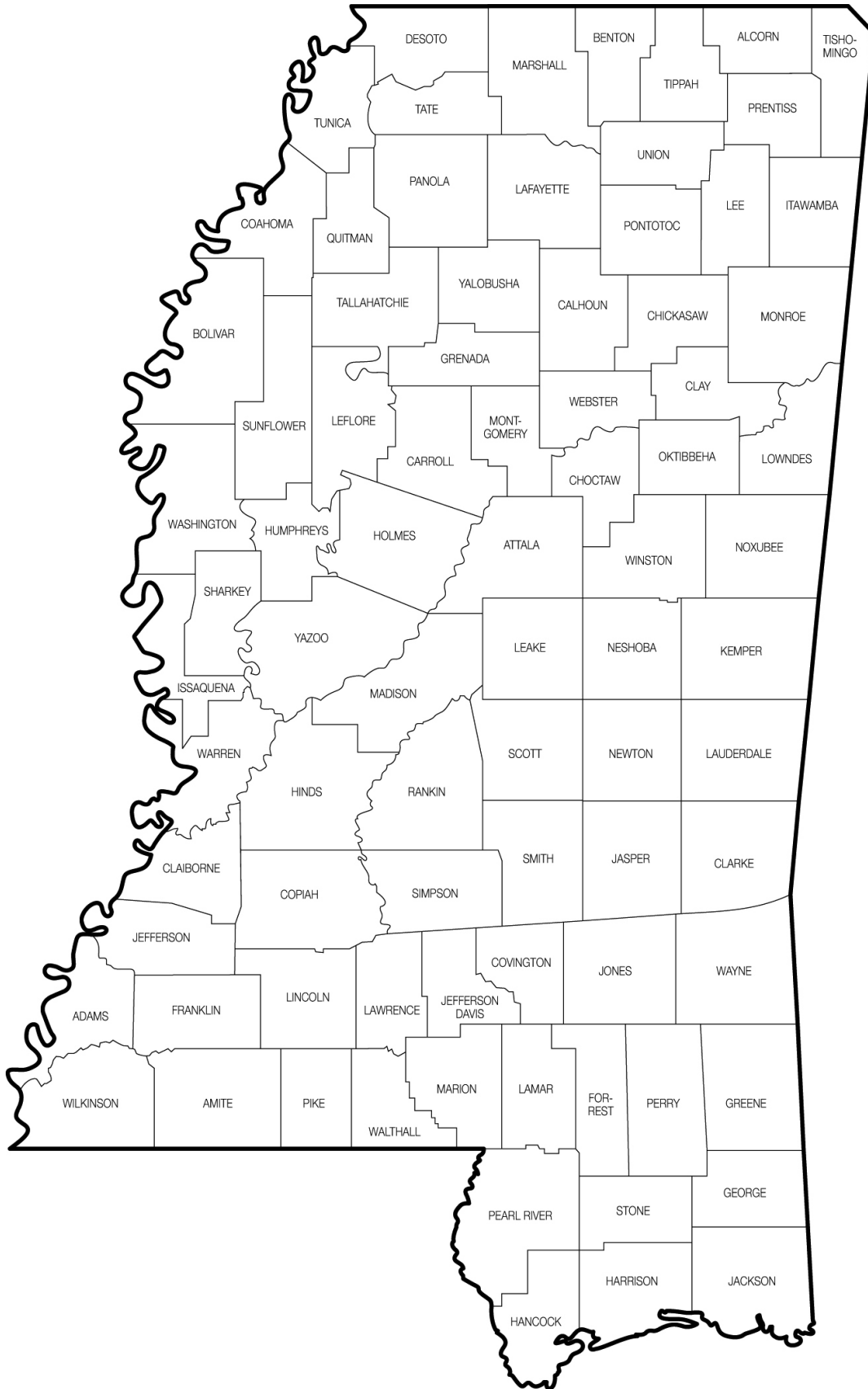
Student Signature



# Mississippi County Map Activity Sheet

I live in \_\_\_\_\_ County. (Color the county you live in green.)

The Capitol City of Mississippi is \_\_\_\_\_ and is in \_\_\_\_\_ County. (Color this county yellow.)





## Elected Officials Worksheet

*Fill in the names of the following state and county elected officials currently representing you.*

State Government	
Office	Name
Governor	
Lt. Governor	
Secretary of State	
Attorney General	
State Auditor	
State Treasurer	
Commissioner of Agriculture and Commerce	
Commissioner of Insurance	
State Senator(s)	
State Representative(s)	
County Government	
Office	Name
Chancery Clerk	
Circuit Clerk	
Constable	
County Attorney	
County Coroner	
County Supervisor	
County Surveyor	
Justice Court Judge	
Sheriff	
Tax Assessor	
Tax Collector	

## Race for Governor Activity – Ideas for Teachers

**Objective:** To increase students' knowledge of the people running for Governor of Mississippi and teach them the importance of making an informed decision.

**Materials:** Poster board, markers, pens

### Activities:

1. Split the class into several groups, one for each candidate running for Governor in the General Election, and assign each candidate to a group.
2. Have students find articles in the newspaper or on the internet that mention their assigned candidate and make a list of reasons to vote for their candidate (issues, personal qualities, political party affiliation, background, etc.). Students should highlight the issues they feel most strongly about to help persuade their classmates on who to vote for.
3. Teachers can also have students give presentations, design pamphlets, make posters, etc., to persuade their classmates to vote for their given candidate.
4. Have each group write an introduction of the candidate based on what they learned in their research. Ask one or two students from each group present a three-minute overview in class. Encourage students to write/speak as if they are the candidate were a guest speaker for a school assembly.

ACTIVITY IDEA: Have students create charts and graphs to illustrate the percentage of votes each gubernatorial candidate received in the August 6 Primary Election and, if applicable, the Primary Runoff Election.

ACTIVITY IDEA: Have students create charts and graphs to illustrate how much money each candidate has received and spent in their race for Governor.

ACTIVITY IDEA: Host a mock debate in which students research a candidate's position on a list of topics and then answer questions from a moderator as the actual candidate would.

*Promote the Vote is a nonpartisan project by the Secretary of State's Office. This activity should not be used by teachers or school personnel to persuade students to vote for one candidate over the other.*

## Activity – Researching Candidates for Governor

### Instructions:

1. Choose a candidate for Governor. (*Teachers may want to randomly assign candidates to ensure all are equally represented.*)
2. Research and answer the following questions about your assigned candidate for Governor.
3. Attach any campaign literature or campaign advertisements you may have received or found from the candidate.

**Find the answers to the following questions by looking up information about your candidate.**

### Fill out the information below on your candidate for Governor –

Full Name: \_\_\_\_\_

Address: \_\_\_\_\_

Email address: \_\_\_\_\_

Website: \_\_\_\_\_

Political Party: \_\_\_\_\_

Age: \_\_\_\_\_ Place of birth: \_\_\_\_\_

Education and degrees (list out high school, college, etc.): \_\_\_\_\_

Occupation: \_\_\_\_\_

Has he/she ever been elected to another political office? Which one(s)? \_\_\_\_\_

How does your candidate describe himself/herself? \_\_\_\_\_


Why does your candidate say he/she should be Mississippi's next governor? \_\_\_\_\_

If your candidate ran in the 2019 Primary Election, how many votes did he/she receive? \_\_\_\_\_

If applicable, how many votes did your candidate receive in the 2019 Primary Runoff? \_\_\_\_\_

What questions do you have for the candidate? \_\_\_\_\_

Add any other interesting information you found about your candidate. \_\_\_\_\_



Log on to our website for more information and to register your class or school:

[www.sos.ms.gov/PTV](http://www.sos.ms.gov/PTV)

## 2019 PTV CONTACT INFORMATION

[www.sos.ms.gov/PTV](http://www.sos.ms.gov/PTV)  
 401 Mississippi Street  
 P.O. Box 136  
 Jackson, MS 39201

phone: (601) 359-9362  
 fax: (601) 576-2541  
 email: [PTV@sos.ms.gov](mailto:PTV@sos.ms.gov)

**PROMOTE**  
*the* **VOTE**

