

Stand Activity Summary for
Drew BOE

Filters Applied: County: Sunflower
 Client Class:
 District:
 Client: Drew BOE
 STR:
 Activity:
 Year: 2012 Through 2021

STR	Strata	Stand	Activity	Acre	Est. Cost	Est. Revenue	
2012							
16 23N 4W	2	8	Regeneration, Artificial, Re-Plant, Hand, Misc Hardwood	142	\$17,750.00	\$0.00	
16 24N 4W	2	1	Regeneration, Artificial, Re-Plant, Hand, Misc Hardwood	157	\$19,577.50	\$0.00	
16 24N 4W	2	4	Regeneration, Artificial, Re-Plant, Hand, Misc Hardwood	12	\$1,465.00	\$0.00	
16 24N 4W	2	8	Regeneration, Artificial, Re-Plant, Hand, Misc Hardwood	12	\$1,532.50	\$0.00	
16 24N 4W	2	10	Regeneration, Artificial, Re-Plant, Hand, Misc Hardwood	1	\$68.75	\$0.00	
				Yearly Totals	323	\$40,393.75	\$0.00
2016							
16 24N 3W	1	2	Harvest, Mechanical, Thin, Machine, Misc Hardwood	98	\$3,430.00	\$145,040.00	
16 24N 3W	1	6	Harvest, Mechanical, Thin, Machine, Misc Hardwood	12	\$435.40	\$18,411.20	
16 24N 3W	1	11	Harvest, Mechanical, Thin, Machine, Misc Hardwood	1	\$49.00	\$2,072.00	
16 24N 3W	1	17	Harvest, Mechanical, Thin, Machine, Misc Hardwood	2	\$69.30	\$2,930.40	
16 24N 3W	1	18	Harvest, Mechanical, Thin, Machine, Misc Hardwood	3	\$98.35	\$4,158.80	
				Yearly Totals	117	\$4,082.05	\$172,612.40
				Grand Totals	440	\$44,475.80	\$172,612.40

Stand Activity Summary for
Drew BOE

Filters Applied: County: Sunflower
 Client Class:
 District:
 Client: Drew BOE
 STR:
 Activity: Harvest
 Year: 2012 Through 2021

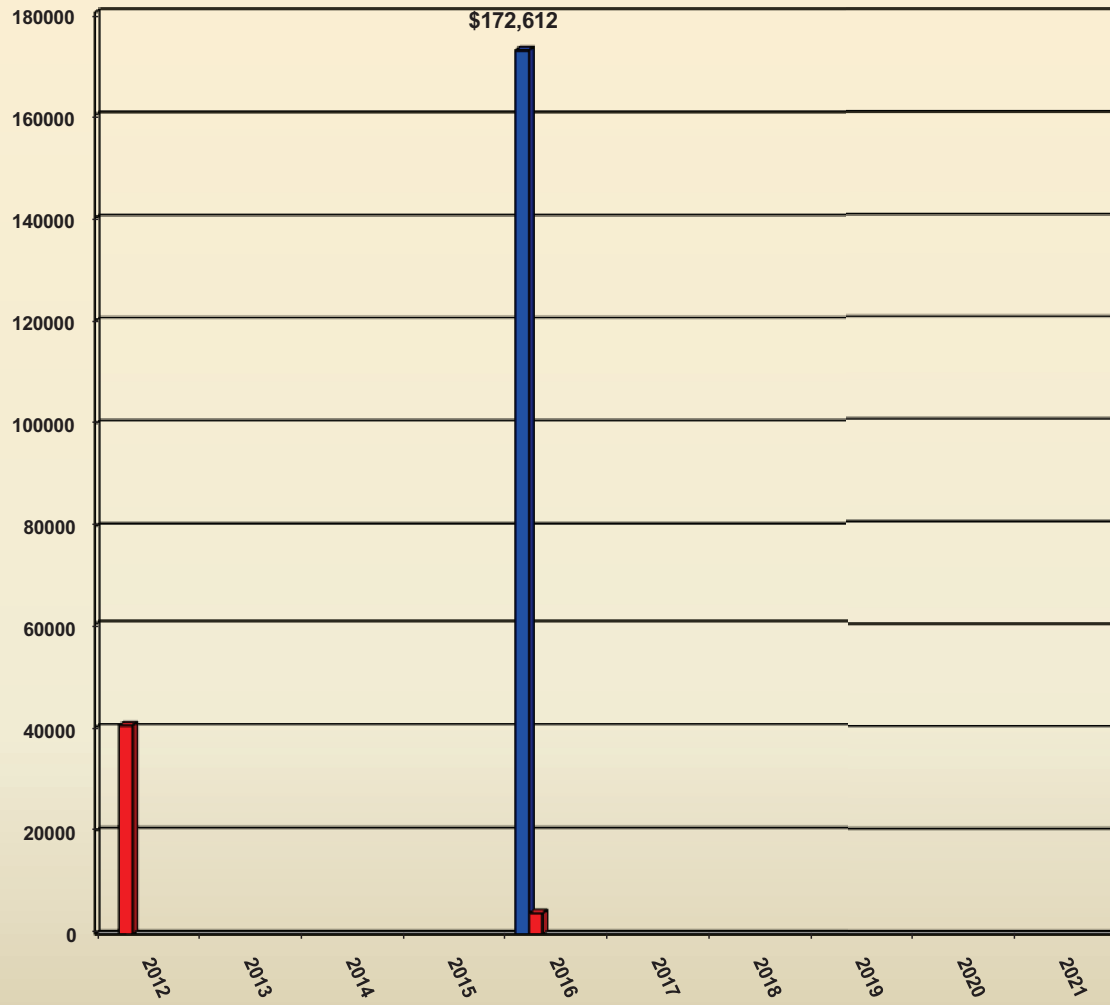
STR	Strata	Stand	Activity	Acre	Est. Cost	Est. Revenue	
2016							
16 24N 3W	1	2	Harvest, Mechanical, Thin, Machine, Misc Hardwood	98	\$3,430.00	\$145,040.00	
16 24N 3W	1	6	Harvest, Mechanical, Thin, Machine, Misc Hardwood	12	\$435.40	\$18,411.20	
16 24N 3W	1	11	Harvest, Mechanical, Thin, Machine, Misc Hardwood	1	\$49.00	\$2,072.00	
16 24N 3W	1	17	Harvest, Mechanical, Thin, Machine, Misc Hardwood	2	\$69.30	\$2,930.40	
16 24N 3W	1	18	Harvest, Mechanical, Thin, Machine, Misc Hardwood	3	\$98.35	\$4,158.80	
				Yearly Totals	117	\$4,082.05	\$172,612.40
				Grand Totals	117	\$4,082.05	\$172,612.40

Property Activities Report

Filters Applied: County: Sunflower
 Client Class:
 District:
 Client: Drew BOE
 STR:
 Year: 2012 Through 2021

Client Name	Plan Year	STR	Act. Name	Method	Practice	Application	Est. Cost	Act. Object	Est. Miles
							Totals	\$0.00	0
							Summary for 'PlanYear' =		
							Totals	\$0.00	0
							Summary for		
							Totals	\$0.00	0
Grand Totals								\$0.00	0

DREW SCHOOL DISTRICT REVENUE – EXPENSES 2012-2021



■ REVENUE
■ EXPENSE

These are estimated Revenue and Expenses

Filters Applied:

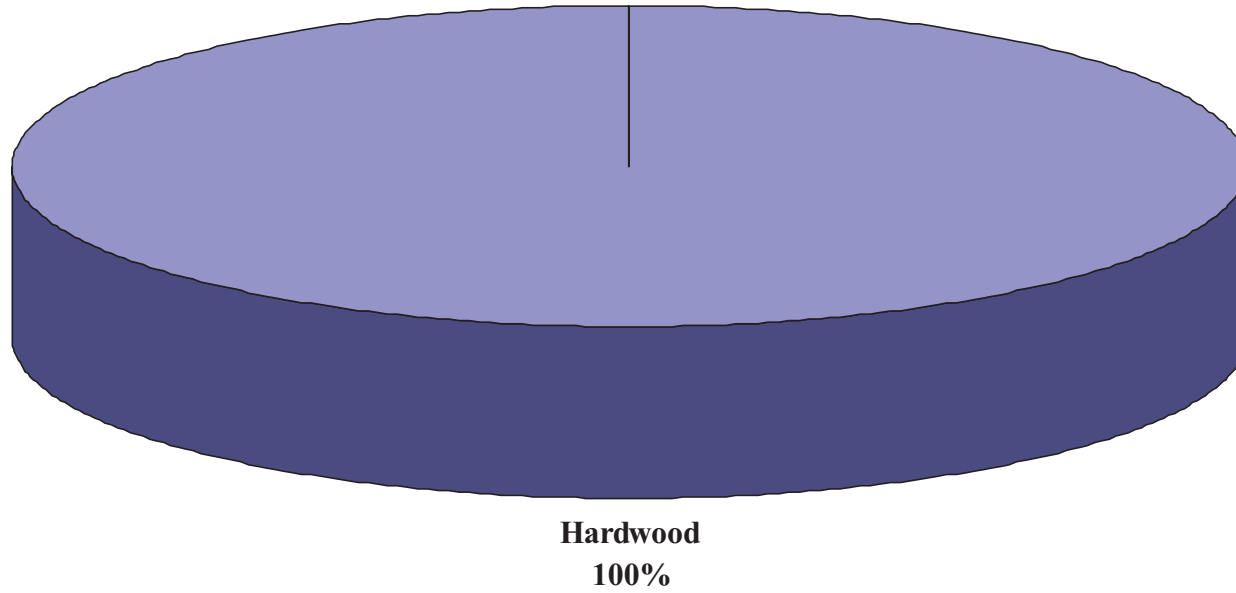
County: Sunflower
Client Class:

District:

Client: Drew BOE

STR:

Broad Cover Type Distribution



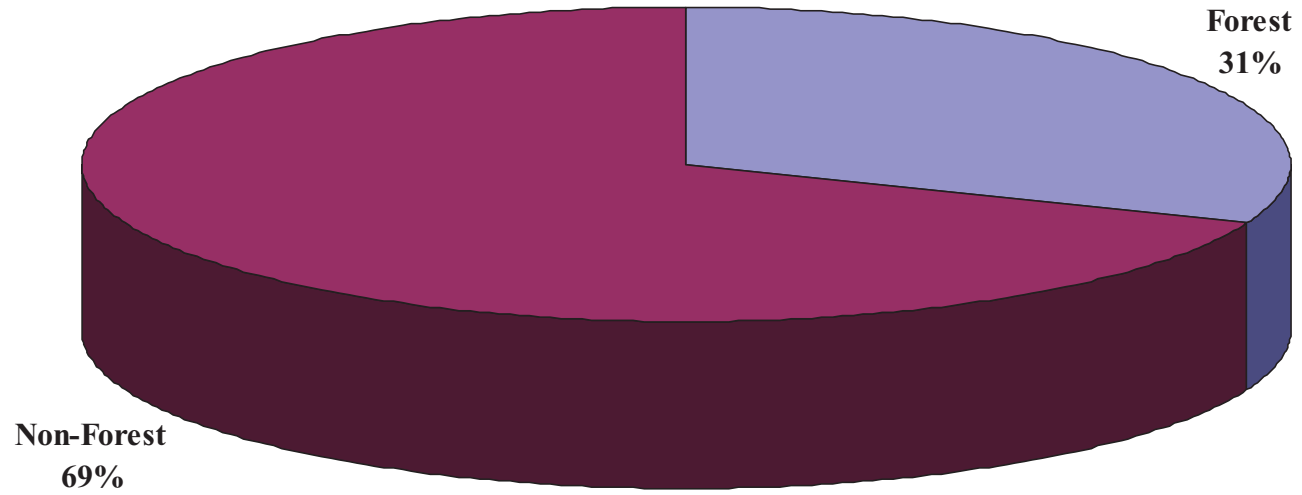
Filters Applied:

County: Sunflower
Client Class:

District:
Client: Drew BOE

STR:

Land Use Distribution



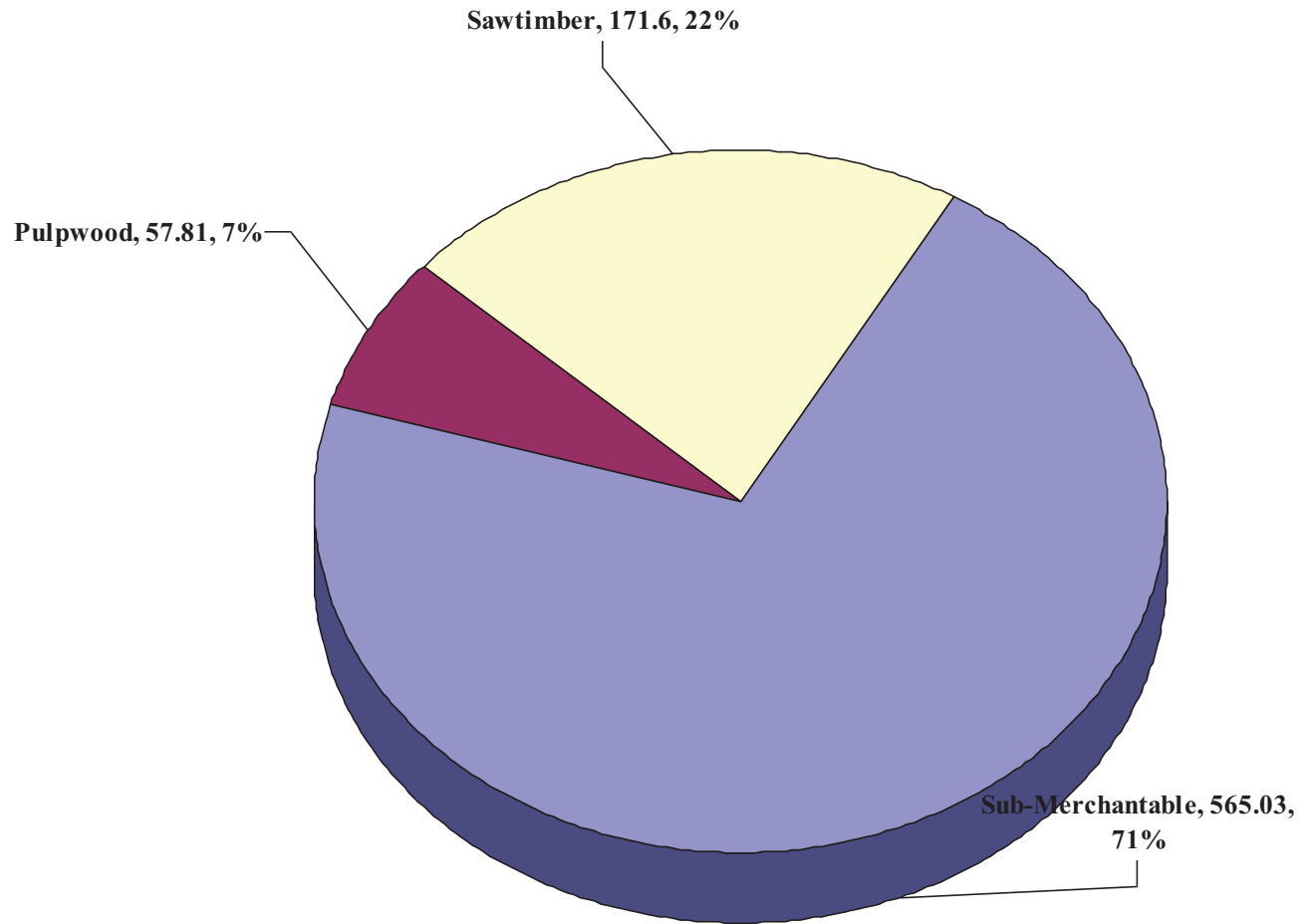
Filters Applied:

County: Sunflower
Client Class:

District:
Client: Drew BOE

STR:

Forested Stands Class Distribution by Acres



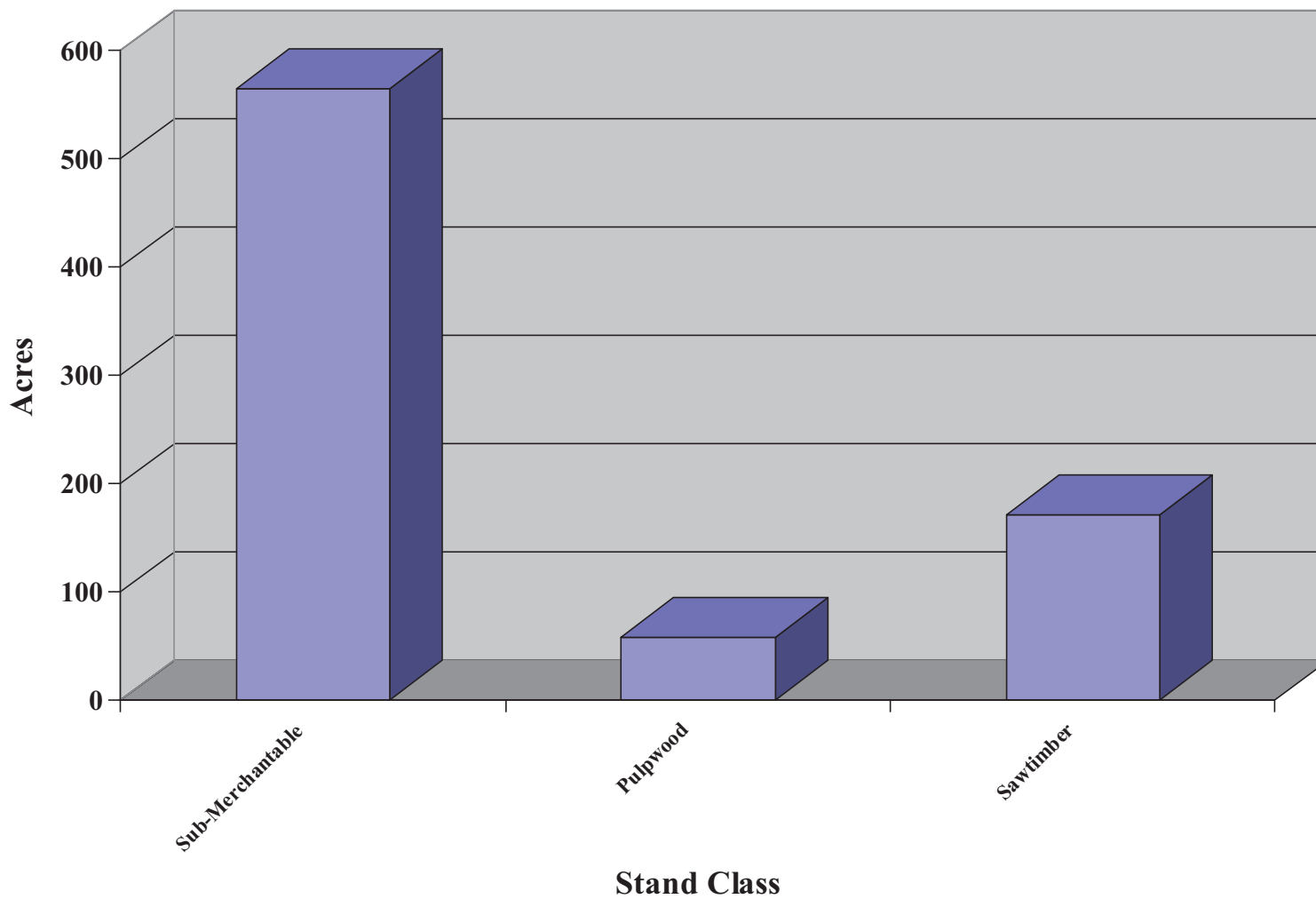
Filters Applied: County: Sunflower
District:

Client: Drew BOE
STR:

Broad Cover Type:
Client Class:

Stand Age: Through

Forested Stands Graph



Filters Applied: County: Sunflower
District:

Client: Drew BOE
STR:

Broad Cover Type:
Client Class:

Stand Age: Through

Age Distribution Graph

