

Stand Activity Summary for Hollandale School District

Filters Applied: County:
 Client Class:
 District:
 Client: Hollandale School District
 STR:
 Activity:
 Year: 2012 Through 2021

STR	Strata	Stand	Activity	Acre	Est. Cost	Est. Revenue
2012						
16 16N 7W	1	21	Harvest, Mechanical, Final, Machine, Misc Hardwood	97	\$3,880.00	\$84,875.00
Yearly Totals				97	\$3,880.00	\$84,875.00
2013						
16 16N 7W	1	21	Regeneration, Artificial, Plant, Hand, Misc Red Oak	97	\$12,125.00	\$0.00
Yearly Totals				97	\$12,125.00	\$0.00
2014						
16 15N 7W	1	12	Harvest, Mechanical, Final, Machine, Misc Hardwood	93	\$3,255.00	\$95,325.00
Yearly Totals				93	\$3,255.00	\$95,325.00
2015						
16 15N 7W	1	12	Regeneration, Artificial, Plant, Hand, Misc Red Oak	93	\$11,625.00	\$0.00
Yearly Totals				93	\$11,625.00	\$0.00
2016						
16 16N 7W	1	9	Harvest, Mechanical, Final, Machine, Misc Hardwood	148	\$5,180.00	\$114,700.00
Yearly Totals				148	\$5,180.00	\$114,700.00
2017						
16 16N 7W	1	9	Regeneration, Artificial, Plant, Hand, Misc Red Oak	148	\$18,500.00	\$0.00
Yearly Totals				148	\$18,500.00	\$0.00
Grand Totals				676	\$54,565.00	\$294,900.00

Stand Activity Summary for
Hollandale School District

Filters Applied: County:
Client Class:
District:
Client: Hollandale School District
STR:
Activity: Harvest
Year: 2012 Through 2021

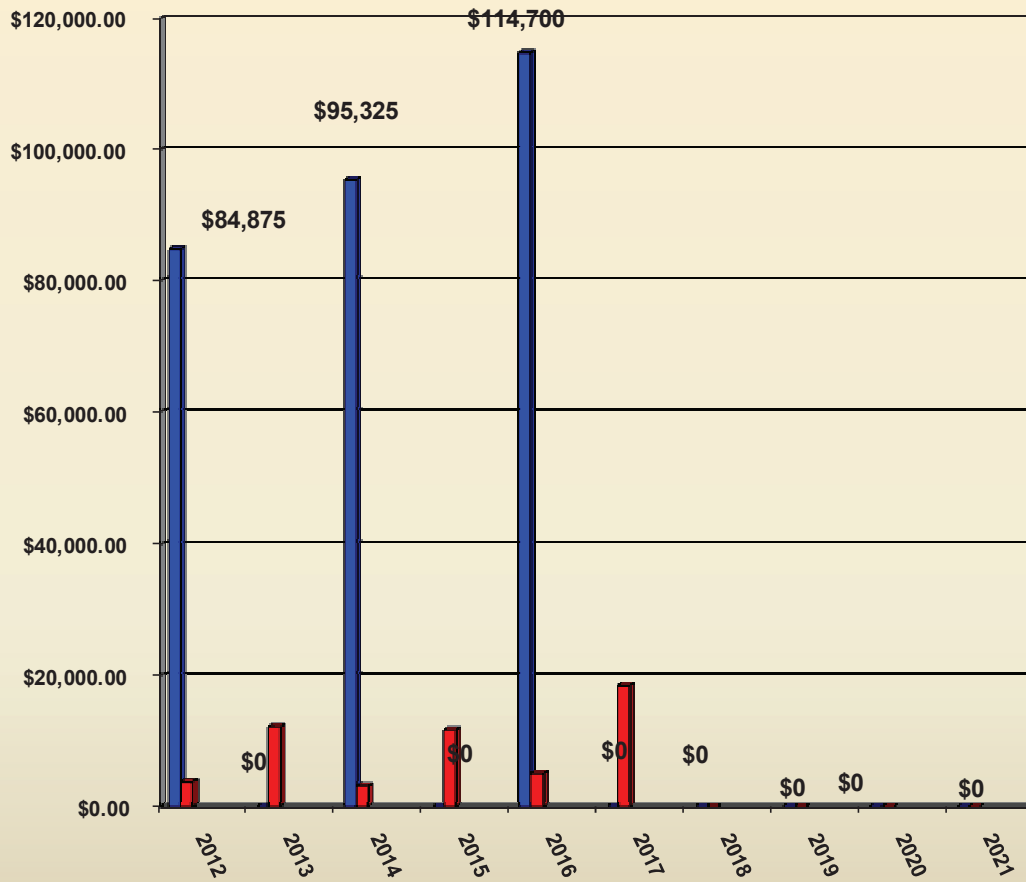
STR	Strata	Stand	Activity	Acre	Est. Cost	Est. Revenue
2012						
16 16N 7W	1	21	Harvest, Mechanical, Final, Machine, Misc Hardwood	97	\$3,880.00	\$84,875.00
Yearly Totals				97	\$3,880.00	\$84,875.00
2014						
16 15N 7W	1	12	Harvest, Mechanical, Final, Machine, Misc Hardwood	93	\$3,255.00	\$95,325.00
Yearly Totals				93	\$3,255.00	\$95,325.00
2016						
16 16N 7W	1	9	Harvest, Mechanical, Final, Machine, Misc Hardwood	148	\$5,180.00	\$114,700.00
Yearly Totals				148	\$5,180.00	\$114,700.00
Grand Totals				338	\$12,315.00	\$294,900.00

Property Activities Report

Filters Applied: County:
 Client Class:
 District:
 Client: Hollandale School District
 STR:
 Year: 2012 Through 2021

Client Name	Plan Year	STR	Act. Name	Method	Practice	Application	Est. Cost	Act. Object	Est. Miles
							Totals	\$0.00	0
							Summary for 'PlanYear' =		
							Totals	\$0.00	0
							Summary for		
							Totals	\$0.00	0
Grand Totals								\$0.00	0

HOLLANDALE SCHOOL DISTRICT REVENUE – EXPENSES 2012-2021



■ REVENUE
■ EXPENSE

These are estimated
Revenue and Expenses

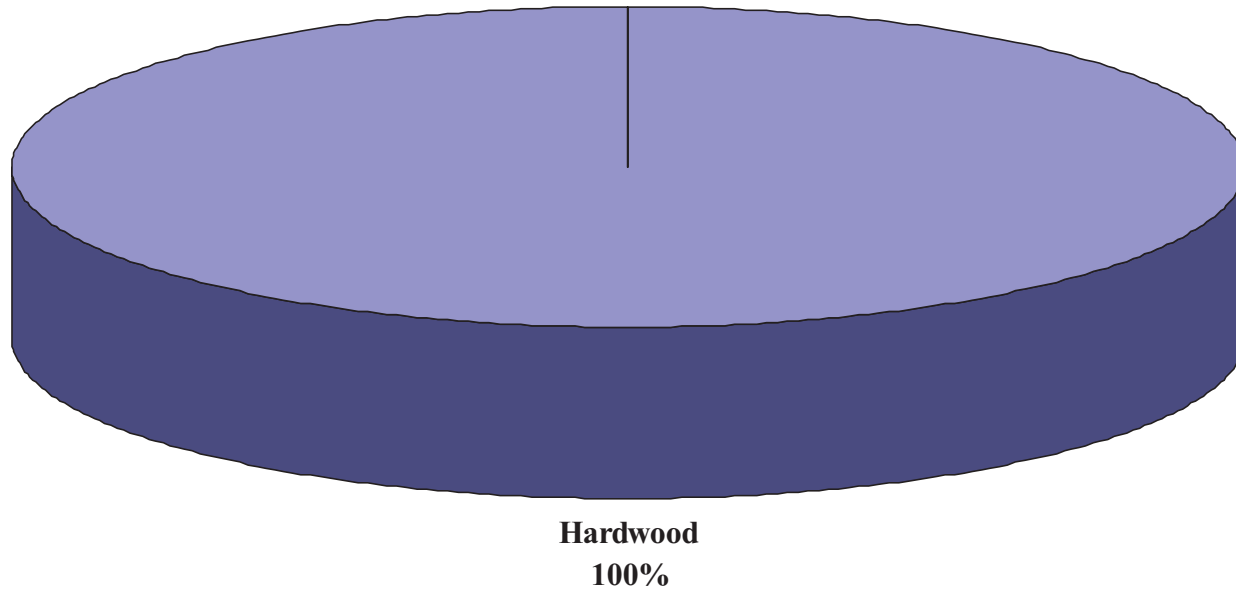
Filters Applied:

County:
Client Class:

District:
Client: Hollandale School District

STR:

Broad Cover Type Distribution



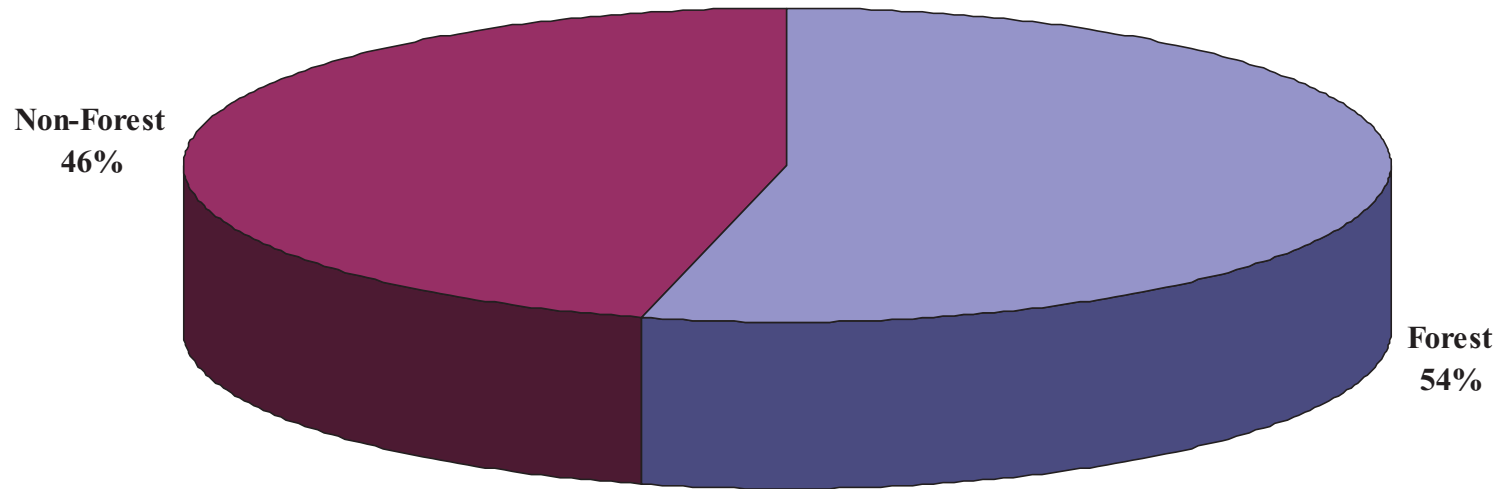
Filters Applied:

County:
Client Class:

District:
Client: Hollandale School District

STR:

Land Use Distribution



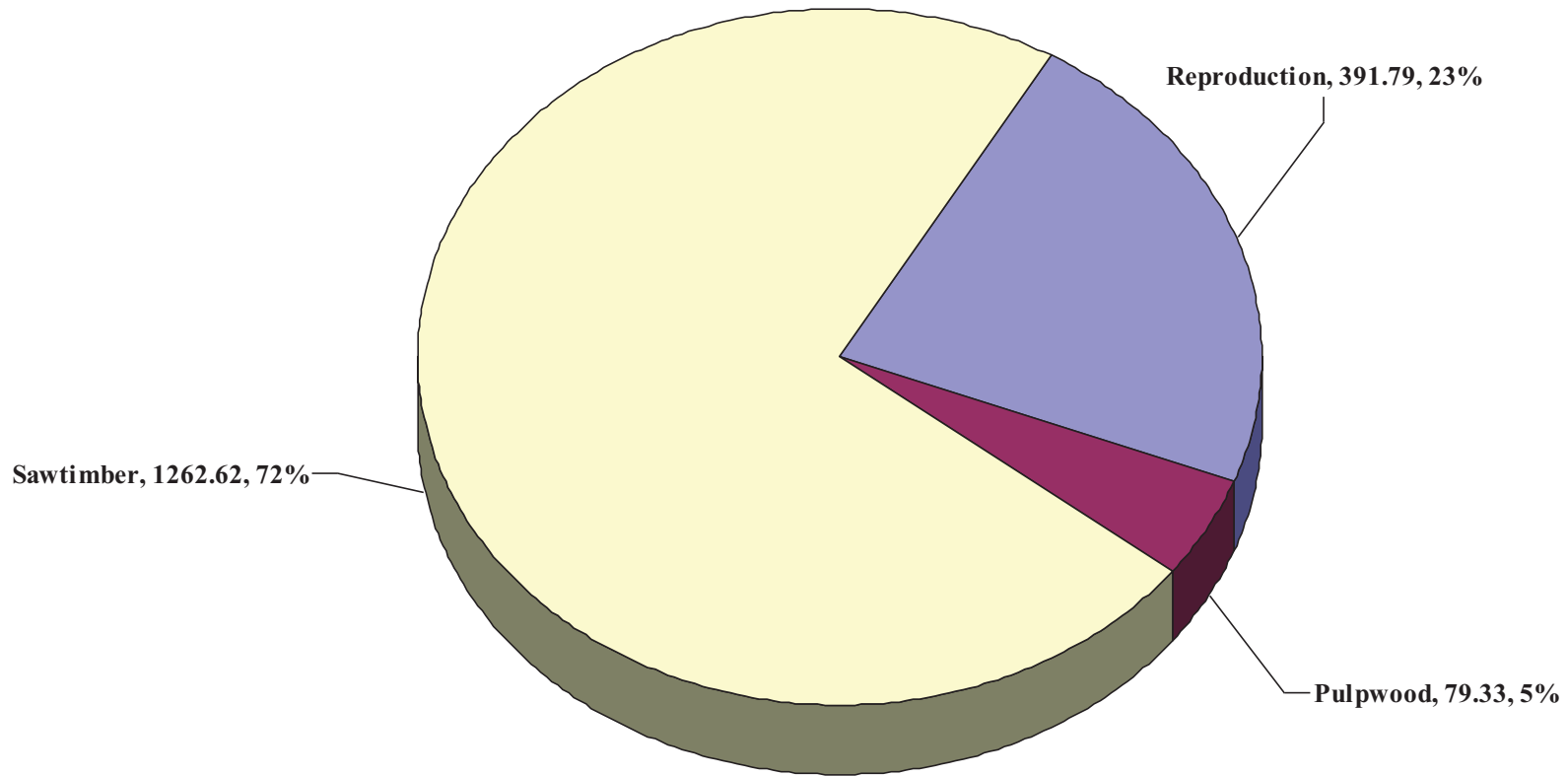
Filters Applied:

County:
Client Class:

District:
Client: Hollandale School District

STR:

Forested Stands Class Distribution by Acres



Filters Applied:

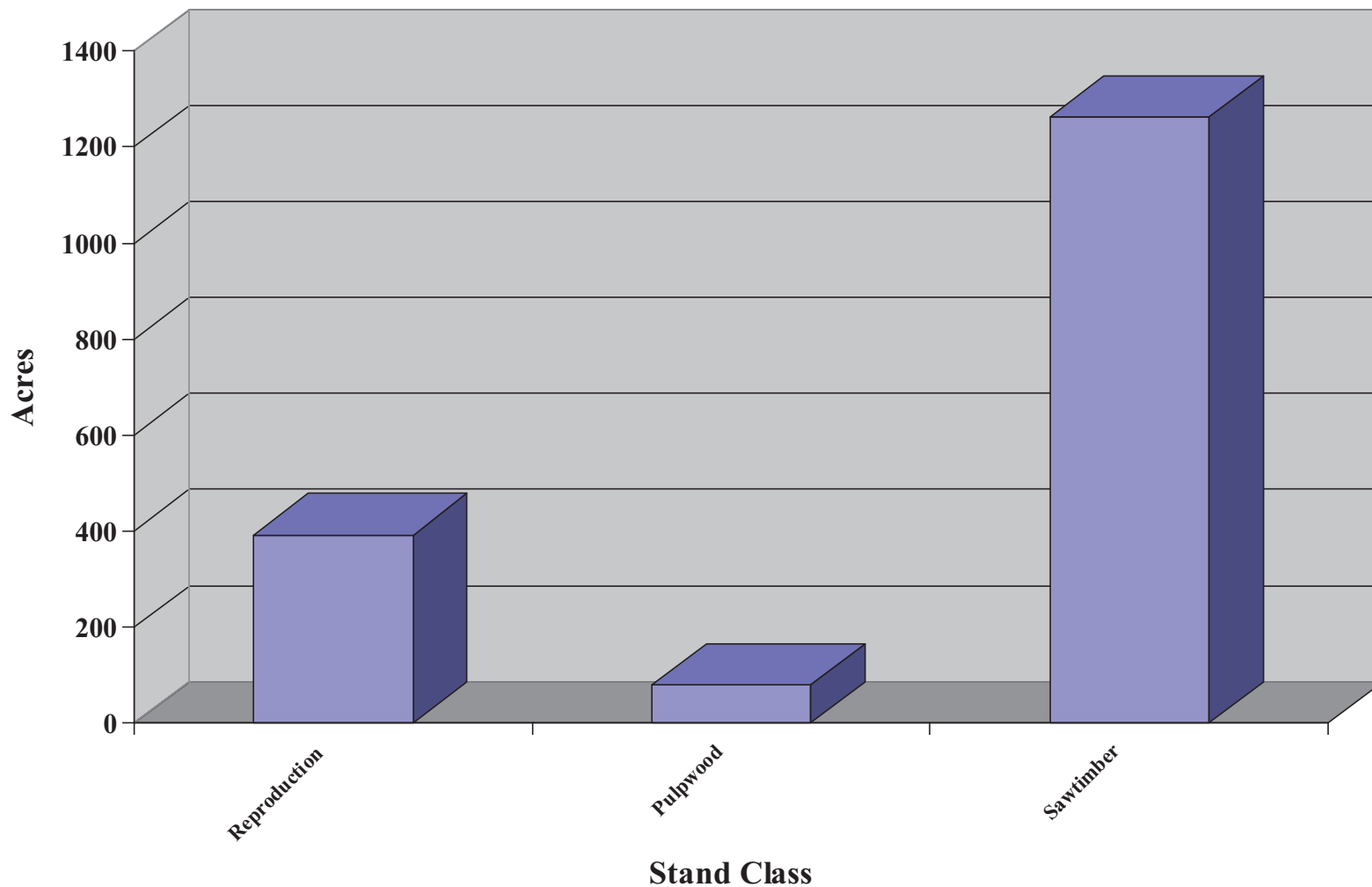
County:
District:

Client: Hollandale School District
STR:

Broad Cover Type:
Client Class:

Stand Age: Through

Forested Stands Graph



Filters Applied:

County:
District:

Client: Hollandale School District
STR:

Broad Cover Type:
Client Class:

Stand Age: Through

Age Distribution Graph

